

Simplex



Encore

With a colorful approach to design and ergonomic advantages that include a built-in seat slider and multitasking mechanism options, Simplex sets the standard for today's versatile seating needs.



4093

Citrus mesh suspension, adjustable t-arms, synchro-tilt mechanism, black nylon base.



Sterling mesh suspension, adjustable t-arms, synchro-tilt mechanism, polished aluminum base.



4093



Simplex

4094



Chestnut mesh suspension, cantilever arms, synchro-tilt mechanism, polished aluminum base.

4093












Calypso mesh suspension, adjustable t-arms, synchro-tilt mechanism, polished aluminum base.

4093



Sterling mesh suspension, adjustable t-arms, synchro-tilt mechanism, polished aluminum base.

Models	Features	Dimensions	Mesh Colors
 Mesh Suspension Back	Fixed Back Height Adjustable Lumbar Support Armless, Adjustable T-Arm and Cantilever Arm Options Two Mechanism Choices Seat Slider Standard Black Nylon or Polished Aluminum Base Options 300 lb. Weight Capacity	Armless 21" W x 22" D x 37" - 42" H Adjustable T-Arm 25" W x 22" D x 37" - 42" H Fixed Cantilever Arm 25" W x 22" D x 37" - 42" H	 Arctic  Brazen  Wheat  Chestnut  Citrus  Calypso  Sterling  Night

Dimensions are nominal and will vary depending on mechanism and base options.