




## CODIFICATION

Series	Options	
	Thickness	Edgebanding
N	1 Thermofused laminate 1"	N Smooth edge K Knife edge
	2 High-pressure laminate 1"	
	5 Thermofused laminate 1½"	
	6 High-pressure laminate 1½"	

## EDGEBANDING

Is applied automatically on top and sides.


### N Edge



1" and 1½"

The N edge is matched with the finish specified for the surface.

### Knife Edge

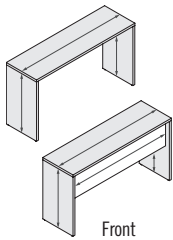


1½"

The knife edge K is available (and in matching color) ONLY when a wood grain finish or Snow (SNO) is specified for the surface.

## CAFÉ HEIGHT TABLES

### Café height tables - 24" D



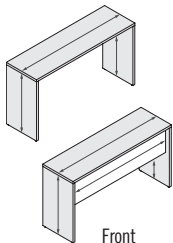
W x D x H (in)	W x D x H (mm)	Code	All Laminate (\$)	HPL Surfaces (\$)
----------------	----------------	------	-------------------	-------------------

18" H (457 mm) modesty panel. 3" D (75 mm) recessed modesty.

Top: 1" (25 mm). Legs: 1½" (38 mm)

54 x 24 x 42	1350 x 600 x 1067	N_NNN-RT245442A3	1,050	1,250
60 x 24 x 42	1500 x 600 x 1067	N_NNN-RT246042A3	1,080	1,285
66 x 24 x 42	1650 x 600 x 1067	N_NNN-RT246642A3	1,105	1,315
72 x 24 x 42	1800 x 600 x 1067	N_NNN-RT247242A3	1,135	1,350
78 x 24 x 42	1950 x 600 x 1067	N_NNN-RT247842A3	1,165	1,385
84 x 24 x 42	2100 x 600 x 1067	N_NNN-RT248442A3	1,190	1,415
90 x 24 x 42	2250 x 600 x 1067	N_NNN-RT249042A3	1,215	1,450
96 x 24 x 42	2400 x 600 x 1067	N_NNN-RT249642A3	1,245	1,485

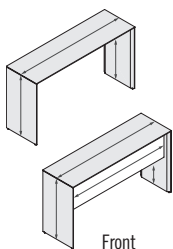
Smooth edge (N). Specify the surface type (1, 2).



Top and legs: 1½" (38 mm)

54 x 24 x 42	1350 x 600 x 1067	N_NNN-RT245442A3	1,200	1,430
60 x 24 x 42	1500 x 600 x 1067	N_NNN-RT246042A3	1,235	1,470
66 x 24 x 42	1650 x 600 x 1067	N_NNN-RT246642A3	1,265	1,505
72 x 24 x 42	1800 x 600 x 1067	N_NNN-RT247242A3	1,295	1,545
78 x 24 x 42	1950 x 600 x 1067	N_NNN-RT247842A3	1,330	1,585
84 x 24 x 42	2100 x 600 x 1067	N_NNN-RT248442A3	1,360	1,620
90 x 24 x 42	2250 x 600 x 1067	N_NNN-RT249042A3	1,390	1,655
96 x 24 x 42	2400 x 600 x 1067	N_NNN-RT249642A3	1,425	1,695

Smooth edge (N). Specify the surface type (5, 6).

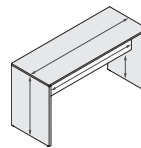


Top and legs: 1½" (38 mm)

54 x 24 x 42	1350 x 600 x 1067	N_KNN-RT245442A3	1,500	1,785
60 x 24 x 42	1500 x 600 x 1067	N_KNN-RT246042A3	1,540	1,835
66 x 24 x 42	1650 x 600 x 1067	N_KNN-RT246642A3	1,580	1,880
72 x 24 x 42	1800 x 600 x 1067	N_KNN-RT247242A3	1,620	1,936
78 x 24 x 42	1950 x 600 x 1067	N_KNN-RT247842A3	1,665	1,980
84 x 24 x 42	2100 x 600 x 1067	N_KNN-RT248442A3	1,700	2,025
90 x 24 x 42	2250 x 600 x 1067	N_KNN-RT249042A3	1,740	2,070
96 x 24 x 42	2400 x 600 x 1067	N_KNN-RT249642A3	1,780	2,120

Knife edge (K). Specify the surface type (5, 6).

### Café height tables - 30" D

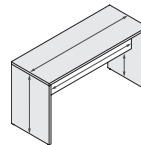


18" H (457 mm) modesty panels. 11" D (281 mm) knee space on both sides.

Top: 1" (25 mm). Legs: 1½" (38 mm)

54 x 30 x 42	1350 x 750 x 1067	N_NNN-RT305442A3	1,125	1,335
60 x 30 x 42	1500 x 750 x 1067	N_NNN-RT306042A3	1,155	1,375
66 x 30 x 42	1650 x 750 x 1067	N_NNN-RT306642A3	1,185	1,410
72 x 30 x 42	1800 x 750 x 1067	N_NNN-RT307242A3	1,215	1,445
78 x 30 x 42	1950 x 750 x 1067	N_NNN-RT307842A3	1,245	1,485
84 x 30 x 42	2100 x 750 x 1067	N_NNN-RT308442A3	1,275	1,515
90 x 30 x 42	2250 x 750 x 1067	N_NNN-RT309042A3	1,300	1,550
96 x 30 x 42	2400 x 750 x 1067	N_NNN-RT309642A3	1,335	1,585

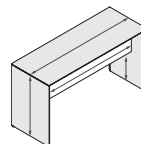
Smooth edge (N). Specify the surface type (1, 2).



Top and legs: 1½" (38 mm)

54 x 30 x 42	1350 x 750 x 1067	N_NNN-RT305442A3	1,285	1,530
60 x 30 x 42	1500 x 750 x 1067	N_NNN-RT306042A3	1,320	1,570
66 x 30 x 42	1650 x 750 x 1067	N_NNN-RT306642A3	1,350	1,610
72 x 30 x 42	1800 x 750 x 1067	N_NNN-RT307242A3	1,390	1,650
78 x 30 x 42	1950 x 750 x 1067	N_NNN-RT307842A3	1,425	1,695
84 x 30 x 42	2100 x 750 x 1067	N_NNN-RT308442A3	1,455	1,735
90 x 30 x 42	2250 x 750 x 1067	N_NNN-RT309042A3	1,490	1,770
96 x 30 x 42	2400 x 750 x 1067	N_NNN-RT309642A3	1,525	1,815

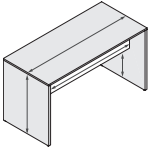
Smooth edge (N). Specify the surface type (5, 6).



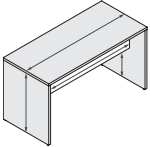
Top and legs: 1½" (38 mm)

54 x 30 x 42	1350 x 750 x 1067	N_KNN-RT305442A3	1,605	1,910
60 x 30 x 42	1500 x 750 x 1067	N_KNN-RT306042A3	1,650	1,965
66 x 30 x 42	1650 x 750 x 1067	N_KNN-RT306642A3	1,690	2,010
72 x 30 x 42	1800 x 750 x 1067	N_KNN-RT307242A3	1,735	2,065
78 x 30 x 42	1950 x 750 x 1067	N_KNN-RT307842A3	1,780	2,120
84 x 30 x 42	2100 x 750 x 1067	N_KNN-RT308442A3	1,820	2,165
90 x 30 x 42	2250 x 750 x 1067	N_KNN-RT309042A3	1,860	2,215
96 x 30 x 42	2400 x 750 x 1067	N_KNN-RT309642A3	1,905	2,265

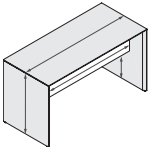
Knife edge (K). Specify the surface type (5, 6).

	W x D x H (in)	W x D x H (mm)	Code	All Laminate (\$)	HPL Surfaces (\$)
<b>Café height tables – 36" D</b> 	<i>18" H (457 mm) modesty panels. 12" D (305 mm) knee space on both sides.</i>				
	<i>Top: 1" (25 mm). Legs: 1½" (38 mm)</i>				
	54 x 36 x 42	1350 x 900 x 1067	<b>N_NNN-RT365442A3</b>	<b>1,200</b>	<b>1,430</b>
	60 x 36 x 42	1500 x 900 x 1067	<b>N_NNN-RT366042A3</b>	<b>1,235</b>	<b>1,470</b>
	66 x 36 x 42	1650 x 900 x 1067	<b>N_NNN-RT366642A3</b>	<b>1,265</b>	<b>1,505</b>
	72 x 36 x 42	1800 x 900 x 1067	<b>N_NNN-RT367242A3</b>	<b>1,300</b>	<b>1,545</b>
	78 x 36 x 42	1950 x 900 x 1067	<b>N_NNN-RT367842A3</b>	<b>1,335</b>	<b>1,585</b>
	84 x 36 x 42	2100 x 900 x 1067	<b>N_NNN-RT368442A3</b>	<b>1,365</b>	<b>1,620</b>
	90 x 36 x 42	2250 x 900 x 1067	<b>N_NNN-RT369042A3</b>	<b>1,395</b>	<b>1,660</b>
	96 x 36 x 42	2400 x 900 x 1067	<b>N_NNN-RT369642A3</b>	<b>1,425</b>	<b>1,700</b>

**Smooth edge (N). Specify the surface type (1, 2).**

	<i>Top and legs: 1½" (38 mm)</i>				
	54 x 36 x 42	1350 x 900 x 1067	<b>N_NNN-RT365442A3</b>	<b>1,375</b>	<b>1,635</b>
	60 x 36 x 42	1500 x 900 x 1067	<b>N_NNN-RT366042A3</b>	<b>1,410</b>	<b>1,680</b>
	66 x 36 x 42	1650 x 900 x 1067	<b>N_NNN-RT366642A3</b>	<b>1,445</b>	<b>1,720</b>
	72 x 36 x 42	1800 x 900 x 1067	<b>N_NNN-RT367242A3</b>	<b>1,485</b>	<b>1,765</b>
	78 x 36 x 42	1950 x 900 x 1067	<b>N_NNN-RT367842A3</b>	<b>1,525</b>	<b>1,815</b>
	84 x 36 x 42	2100 x 900 x 1067	<b>N_NNN-RT368442A3</b>	<b>1,560</b>	<b>1,855</b>
	90 x 36 x 42	2250 x 900 x 1067	<b>N_NNN-RT369042A3</b>	<b>1,590</b>	<b>1,895</b>
	96 x 36 x 42	2400 x 900 x 1067	<b>N_NNN-RT369642A3</b>	<b>1,630</b>	<b>1,940</b>

**Smooth edge (N). Specify the surface type (5, 6).**

	<i>Top and legs: 1½" (38 mm)</i>				
	54 x 36 x 42	1350 x 900 x 1067	<b>N_KNN-RT365442A3</b>	<b>1,715</b>	<b>2,045</b>
	60 x 36 x 42	1500 x 900 x 1067	<b>N_KNN-RT366042A3</b>	<b>1,765</b>	<b>2,100</b>
	66 x 36 x 42	1650 x 900 x 1067	<b>N_KNN-RT366642A3</b>	<b>1,810</b>	<b>2,150</b>
	72 x 36 x 42	1800 x 900 x 1067	<b>N_KNN-RT367242A3</b>	<b>1,855</b>	<b>2,210</b>
	78 x 36 x 42	1950 x 900 x 1067	<b>N_KNN-RT367842A3</b>	<b>1,905</b>	<b>2,265</b>
	84 x 36 x 42	2100 x 900 x 1067	<b>N_KNN-RT368442A3</b>	<b>1,945</b>	<b>2,315</b>
	90 x 36 x 42	2250 x 900 x 1067	<b>N_KNN-RT369042A3</b>	<b>1,990</b>	<b>2,370</b>
	96 x 36 x 42	2400 x 900 x 1067	<b>N_KNN-RT369642A3</b>	<b>2,040</b>	<b>2,425</b>

**Knife edge (K). Specify the surface type (5, 6).**



1-888-522-2773  
[www.groupelacasse.com](http://www.groupelacasse.com)



Groupe Lacasse has achieved GREENGUARD GOLD Certification.  
 GREENGUARD Certified products are certified to GREENGUARD standards for low chemical emissions into indoor air during product usage. For more information, visit [ul.com/gg](http://ul.com/gg).