



Edge Profiles

Whether your table is laminate or veneer, select an edge to match.



SE, Self Edge



2MM Bio Edge

Laminates

Spec's laminate options are virtually endless. Choose from any standard Wilsonart, Nevamar, Formica, Arborite and Pionite laminate. Solid color core laminates are available to provide continuous color, even on the edges.



Standard Veneer Finishes and Self Edge or 2MM PVC Edge Match

Wood Stains




Best Laminate Matches



Custom stain-to-match available at no upcharge.
Tops can be specified in veneer or any Wilsonart, Nevamar, Pionite, Formica or Arborite standard laminate.
2mm wood grain PVC edges are available to match our seven standard wood stains.

Metal Finishes

76 Spectone colors from our line of powder epoxy coatings, including five textured finishes.
38 matching 2mm bio-edge finishes are also available.



Tel: 416 246 5550
Fax: 416 246 5549

Toll Free: 1 888 761 7732
specit@specfurniture.com

specfurniture.com



Spec Furniture is a registered trademark of Spec Furniture Inc. Product Design: John Edwards at Hatch Design with the Spec Design Team.
Spec is proud of the contribution of our design team and our employees.

spec

ENDZONE



Make a Team Play with **EndZone**

EndZone, our contemporary Collaborative table, features a top with a 2" built-up edge and three different heights. Specify with one of two end panel designs, with or without power, in a wide range of sizes, and finish in laminate or veneer.

Whether it's a study session with a peer or a meeting with a colleague, EndZone meets your needs.



Plinth Base



2" End Panel

PRODUCT FINISHES
Custom Zebra Veneer stained
to match, Arborite W433-RM.



EndZone with Self Edge and Plinth Bases; Urban Wood Back Chairs

Score **Higher** **Productivity**

EndZone instantly makes spaces more productive with a comprehensive line of power and communication options. Choose a Power Access Door for high-powered meetings, or simplify your design with Power Modules for collaborative areas and touch-down workspaces. Clean lines and a simple aesthetic are maintained with wire management options on both 2" End Panel and Plinth designs.

EndZone 2" End Panel is available with or without Rectangular Vertical Wire Managers and Power Modules.



PRODUCT FINISHES
Top & Outside Panels:
Wilsonart D354-60.
Inside Panels:
Nevamar S1027.



EndZone with 2MM Bio Edge and 2" End Panels; Snowball 3 Chairs



EndZone 8" Plinth Base
comes standard with a Wire
Management Access Door.

Undersurface trough is standard on all EndZone models, available in 76 Spectone colors.



2mm Bio Edge is available in 38 Spectone colors, offering increased durability and design options.



Kickplate on Plinth is standard in Satin Brushed Natural Aluminum, Wilsonart 6257-419L.



Make It Your Own

Choose from Power Modules with various options to meet your specific needs. Power Modules can be added in various locations on your EndZone table to ensure functionality is never compromised.

Power Modules



Two simplex and two USB chargers



Top of table with power



Add power to sides of panels



Add power to front of the Plinth Base

Wire Management




Vertical Wire Manager available on 2" End Panel



Plinth Bases standard with removable door

Power Access Door



Dual hinged Power Access Door comes standard with power; communication ports specified as required

Additional Options



Footrest available on Plinth and 2" End Panel designs

Sizing Up

With a variety of standard sizes available, it's easy to find a solution that fits your space. EndZone offers a 2" built up edge. Table top extends 5/16" beyond the end panel. All EndZone tables ship **knocked down**.

Standard Heights



Standard Lengths



Standard Widths

