



Assembly instructions

Trada™ 2-Leg

Electric height adjustable table base

Model # 2TD-C48-24-____

Model # 2TD-C48-30-____

____ = SLV, BLK or WHT

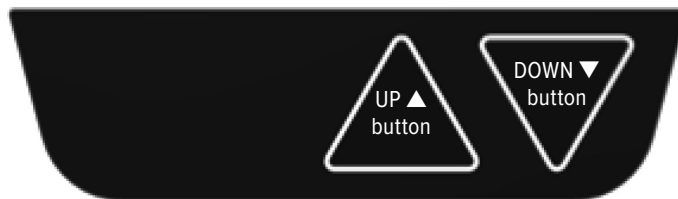


general operation

- Move the table by pressing the UP ▲ button to raise it and the DOWN ▼ button to lower it.
- The table will continue to move up or down until you release the button, until the maximum or minimum height is reached, or until a memory stop is reached.

Table movement stops when you release the button.

NOTE: The table must stop prior to reversing directions.



memory stop positions

Upper and lower memory stop positions can be used to save specific heights of the worksurface. To set a specific position:

- Raise or lower the table to the first position you want to save.
- Press the UP ▲ and DOWN ▼ buttons simultaneously, and release.
- Repeat three times, waiting ½ to 1 second between each pressing.
- Then press the UP ▲ button to set the upper limit or the DOWN ▼ button to set the lower limit.
- Repeat to set the second limit.

After setting each limit, the table will do a gentle rise to confirm the setting.

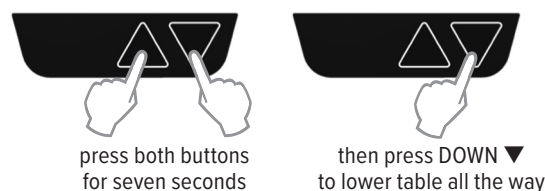
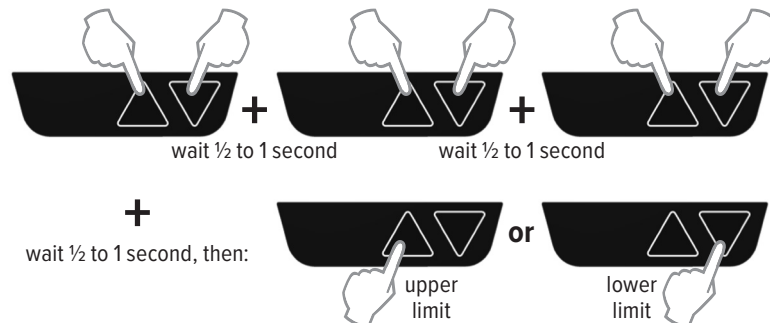
To move the worksurface to a memory stop position:

- Press the UP ▲ or DOWN ▼ button until the table stops. Release the button.
 - If you continue to press the UP ▲ or DOWN ▼ button for five seconds after the table stops, the table will continue to move up or down.

If you release the memory button before the saved position is reached, table movement will stop.

To delete the memory stop positions:

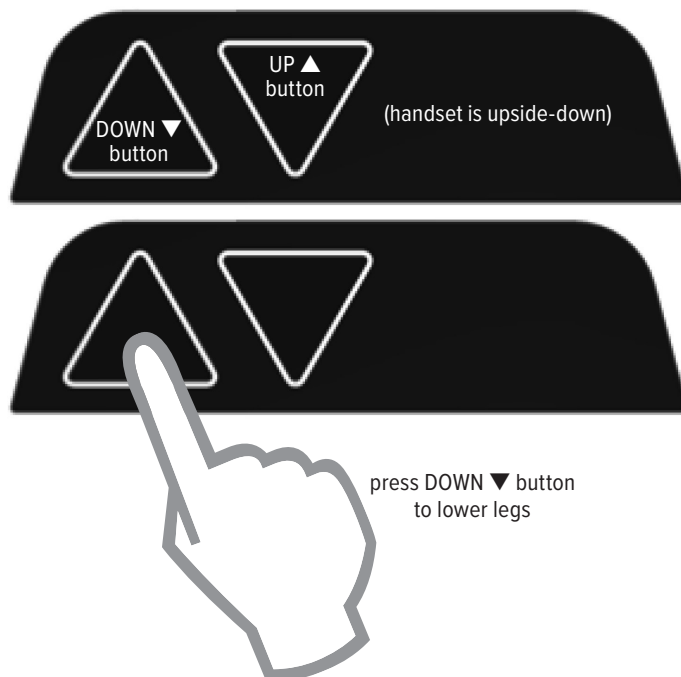
- Perform a manual reset by pressing the UP ▲ and DOWN ▼ buttons simultaneously for seven seconds.
- Then press the DOWN ▼ button to move the table to its lowest level.



Trouble Shooting: initialize the table and test operation

- Press the DOWN ▼ button to move the legs to their lowest position. This initializes the table and makes it ready for operation.
- Test operation by pressing the UP ▲ and DOWN ▼ buttons individually to move the legs to their fully extended and fully compressed positions.
 - End your test with the legs lowered.
 - Unplug the power cord.
- If there is a problem with operation, check that all cable and cord connections are secure. Check to be sure the AC outlet has power. If problems continue, call ESI Customer Service: 800.833.3746.

NOTICE: With the table upside-down, the DOWN ▼ button points up and the UP ▲ button points down.





Trada™ 2-Leg

Electric height adjustable table base

LIMITED WARRANTY

ESI warrants this product to be free from defects in manufacturing for a period of 15 years on structural parts and 7 years on electrical parts from the date of original purchase. This warranty extends only to the original purchaser, and does not apply if the product has been damaged or fails to function properly as a result of misuse, abuse, modification, alteration, or improper cleaning or maintenance. This warranty does not apply to damage in shipment caused by carriers, damage caused during installation, normal wear and tear, or excessive use (meaning consistent use in excess of an eight hour shift). ANY IMPLIED WARRANTIES OF MERCHANTABILITY OR FITNESS FOR A PARTICULAR PURPOSE ARE LIMITED IN DURATION TO ONE YEAR FROM THE DATE OF ORIGINAL RETAIL PURCHASE. ESI's sole obligation under this warranty or any implied warranty, and the purchaser's sole remedy, is limited to the repair or replacement, at ESI's option, of the product or any defective part. Costs (such as installation or express shipping) incurred due to replacement of products are not covered under warranty. IN NO EVENT SHALL FELLOWES, ITS AFFILIATES, SUBSIDIARIES, RELATED ENTITIES OR THEIR RESPECTIVE OFFICERS, DIRECTORS, OR EMPLOYEES, BE LIABLE FOR INCIDENTAL, CONSEQUENTIAL, PUNITIVE, EXEMPLARY, OR SPECIAL DAMAGES.

To make a warranty claim, contact ESI at 800-833-3746 or customerservice@esiergo.com. You must provide proof of purchase, such as the original purchase order number.

The duration, terms and conditions of this warranty are valid worldwide, except where different limitations, restrictions or conditions may be required by local law.